








Reliable process monitoring | Simple integration

Typical Applications: Wastewater | Source Water | Swimming Pool & Spa

	TRANSMITTERS			CONTROLLERS		
	TX10	TX100	TX105	TX20	TX3100	TX2000 (RS)
						
RANGE	-2.00...+16.00pH -1999mV...+1999mV	0.00...14.00pH	0.00...14.00pH	-2.00...+16.00pH -1999mV... + 1999mV	-2.00...+16.00pH -1999mV...+1999mV	-2.00...+16.00pH -1999mV...+1999mV
TEMPERATURE	ATC -10...+120°C	ATC -20...+110°C	ATC -20...+60°C	ATC -10...+120°C	ATC -30...+130°C	ATC -30...+130°C
RESOLUTION	0.01pH 1mV	0.01pH 1mV	0.01pH 1mV	0.01pH 1mV	0.01pH 1mV	0.01pH 1mV
4-20mA OUTPUTS	1	1	1		2	2 (1)
MODBUS OUTPUTS						0 (1)
ALARM/ CONTROL RELAYS				✓	✓	✓
WATER RESISTANT		✓			✓	✓
PANEL MOUNT	✓	✓	✓	✓	✓	✓
WALL MOUNT		✓			✓	✓
GRAPHICAL DISPLAY						✓
DIMENSIONS	1/8 DIN: 3.78" (96 mm) x 1.89" (48 mm)	1/4 DIN: 3.9" (99 mm) x 3.9" (99 mm)	1/8 DIN: 3.8" (96 mm) x 3.8" (96 mm)	1/8 DIN: 3.78" (96 mm) x 1.89" (48 mm)	1/2 DIN: 5.7" (145 mm) x 5.7" (145 mm)	1/4 DIN: 3.78" (96 mm) x 3.78" (96 mm)
DEPTH	3.54" (90 mm)	2.9" (74 mm)	3.0" (76mm)	3.54" (90 mm)	5.20" (132 mm)	4.5" (114 mm)
POWER	100-240 VAC 50/60 Hz	12-24 VDC (Loop)	12-24 VDC (Loop)	100-240 VAC 50/60 Hz	100-240 VAC 50/60 Hz	100-240 VAC 50/60 Hz